




Resources to Use When Calling Members to New Callings

<p>Instruction for My Calling</p>  <p>Elders Quorum Presidency and Secretary</p> <p>Elders Quorum Teachers</p> <p>Ward Mission Leader</p> <p>Ward Temple and Family History Leader</p> <p>Assistant Secretaries and Ministering Secretaries</p> <p>Other Elders Quorum Callings</p> <p>Ward Temple and Family History Leader</p> <p>Assistant Secretaries and Ministering Secretaries</p> <p>Other Elders Quorum Callings</p> <p>Ward Temple and Family History Leader</p> <p>Assistant Secretaries and Ministering Secretaries</p> <p>Other Elders Quorum Callings</p>	<p>Specific instruction for major callings. What to do before they are sustained and after they are sustained and set apart. Key areas to focus on, who to work with, and key resources.</p> <p>Where to find it:</p> <ul style="list-style-type: none">• Online at ChurchofJesusChrist.org. Click “Serve,” then “Callings,” then “Instruction for My Calling.”• Gospel Library app. Tap “Handbooks and Callings,” then choose “Ward or Branch Callings” or “Stake or District Callings.”
<p>General Handbook</p> 	<p>General Handbook provides guidance for all Church organizations.</p> <p>Where to find it:</p> <ul style="list-style-type: none">• Online at ChurchofJesusChrist.org. Click “Serve,” then “Callings,” then “Handbooks and Callings,” then “General Handbook.”• Gospel Library app. Tap “Handbooks and Callings,” then “General Handbook.”
<p>Member and Leader Responsibilities Videos</p> 	<p>Short video presentations for various callings. Includes ways to adapt during periods when meetings and activities need to be adjusted for local circumstances.</p> <p>Where to find it:</p> <ul style="list-style-type: none">• Gospel Library app. Tap “Handbooks and Callings,” then “Member and Leader Responsibilities.”